



# Capacity Analysis and Improvement for Coexisting IEEE 802.16 Systems in Unlicensed Spectrum

by Maciej Mühleisen

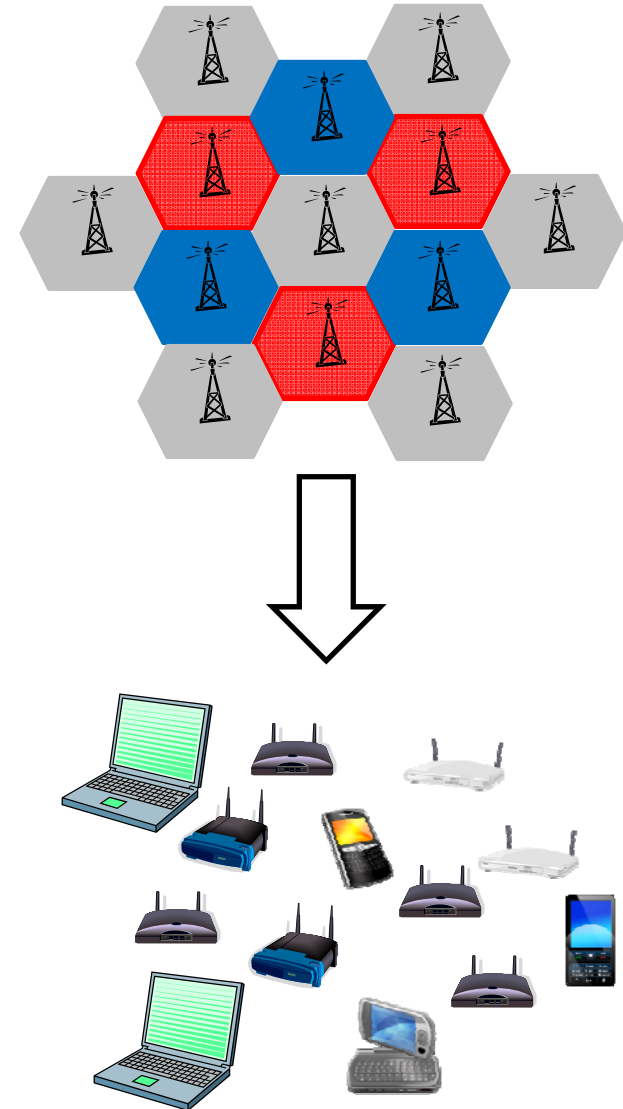
ITG FG 5.2.4 Workshop, October 07. Hamburg-Harburg

# Outline

- Motivation
- Related Work & Standards
- Capacity Estimation
  - In Planned Cellular Scenarios
  - In Unplanned Coexistence Scenarios
- Results
  - System Capacity
  - Improved System Capacity
- Conclusion & Outlook

# Motivation

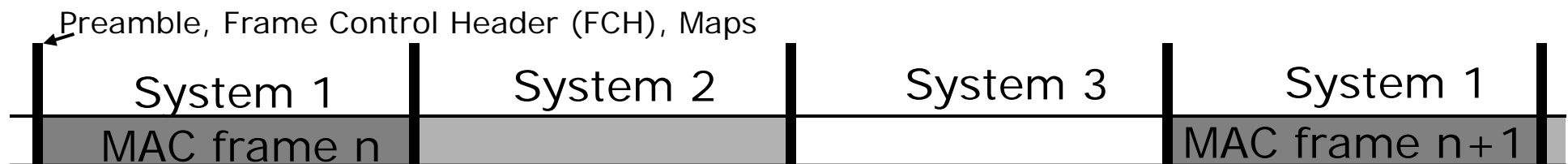
- Spectrum demand for wireless communication is growing
  - All suitable frequency bands are assigned
  - Operators deploying a new system in licensed bands have to:
    - Use a license they own
    - Buy or lease a license from a license holder
    - Get a license for rededicated spectrum
  - Alternative: **license-exempt operation**:
    - In bands dedicated for license-exempt operation
      - Ex. ISM at 2.4 GHz, U-NII at 5 GHz
    - In licensed bands when license holder is absent
      - Non-exclusive license: 3.650 GHz – 3.700 GHz in US
- ⇒ Spectrum for license-exempt operation is available
- ⇒ Can be used at no/low costs
- ⇒ Requires no/less network planning
- ⇒ **But: How to maintain Quality of Service (QoS) in unplanned scenario?**



# Related Work and Standards

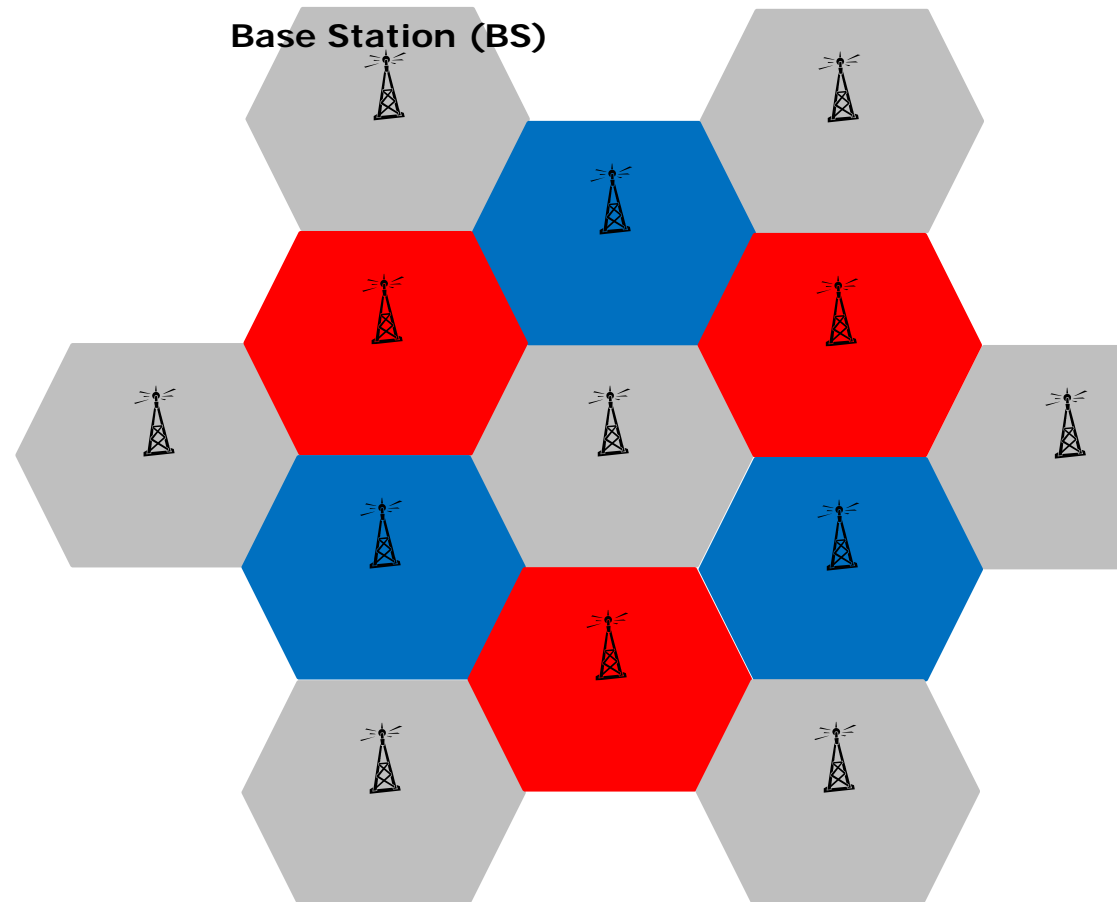
Examples for license-exempt operation:

- IEEE 802.11 (WLAN): CSMA/CA
  - Collisions & backoff reduce channel utilization
  - Unpredictable delays
  - Channel capacity depends on number of stations
- IEEE 802.16h (License-exempt WiMAX): TDMA
  - Exploit periodic MAC frame structure (5 ms – 20 ms frame duration)
  - Multiplex multiple systems in time domain
  - Separate in time **if any node** interferes with other system
    - ⇒ Delay of user data depends on MAC frame lengths and system count
    - ⇒ Reducing benefit of spatial reuse



# Capacity Estimation: Cellular Scenario

- Capacity  $C$ :
  - Depends on data rate  $r$
  - $r$  depends on  $SINR$

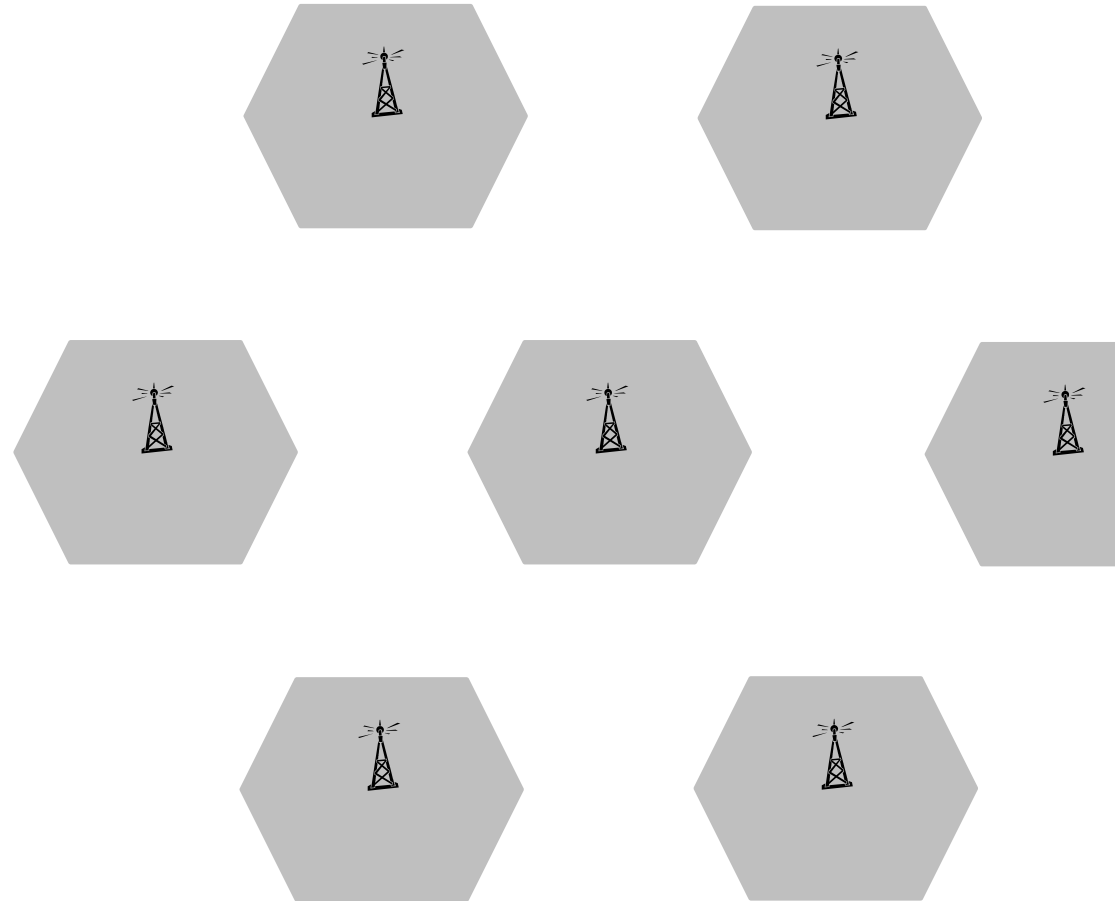


# Capacity Estimation: Cellular Scenario

- Capacity  $C$ :
  - Depends on data rate  $r$
  - $r$  depends on  $SINR$

- $SINR = 10 \log_{10} \left( \frac{P_{TX} d_S^{-\gamma}}{N + P_{TX} \sum_{\forall i} d_{li}^{-\gamma}} \right)$

$$N \ll \sum_{\forall i} d_{li}^{-\gamma} \approx 10 \log_{10} \left( \frac{d_S^{-\gamma}}{\sum_{\forall i} d_{li}^{-\gamma}} \right)$$



$N$ : noise power,  $P_{TX}$ : transmission power,  $\gamma$ : propagation factor

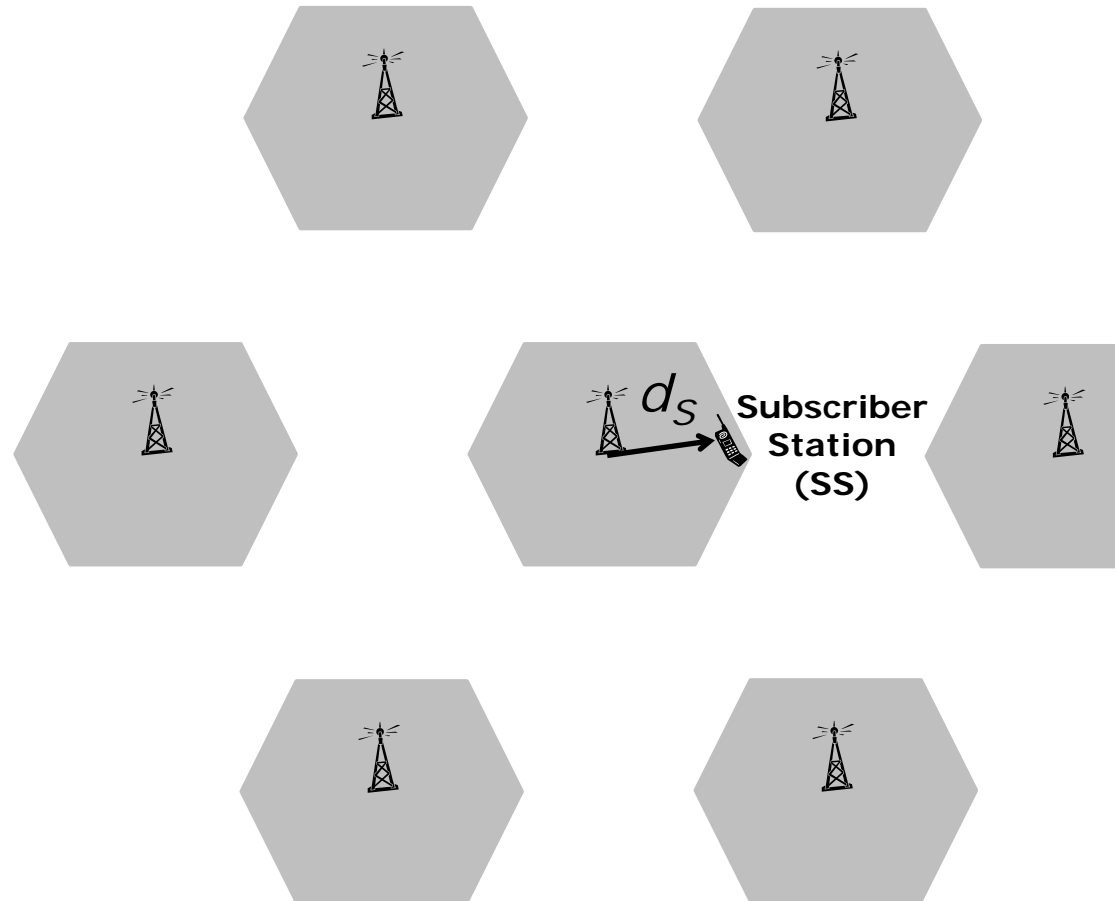
# Capacity Estimation: Cellular Scenario

- Capacity  $C$ :
  - Depends on data rate  $r$
  - $r$  depends on  $SINR$

- $$SINR = 10 \log_{10} \left( \frac{P_{TX} d_S^{-\gamma}}{N + P_{TX} \sum_{\forall i} d_{li}^{-\gamma}} \right)$$

$$\stackrel{N \ll \sum_{\forall i} d_{li}^{-\gamma}}{\approx} 10 \log_{10} \left( \frac{d_S^{-\gamma}}{\sum_{\forall i} d_{li}^{-\gamma}} \right)$$

- $d_S$ : distance to intended node (uplink (UL) & downlink (DL))



$N$ : noise power,  $P_{TX}$ : transmission power,  $\gamma$ : propagation factor

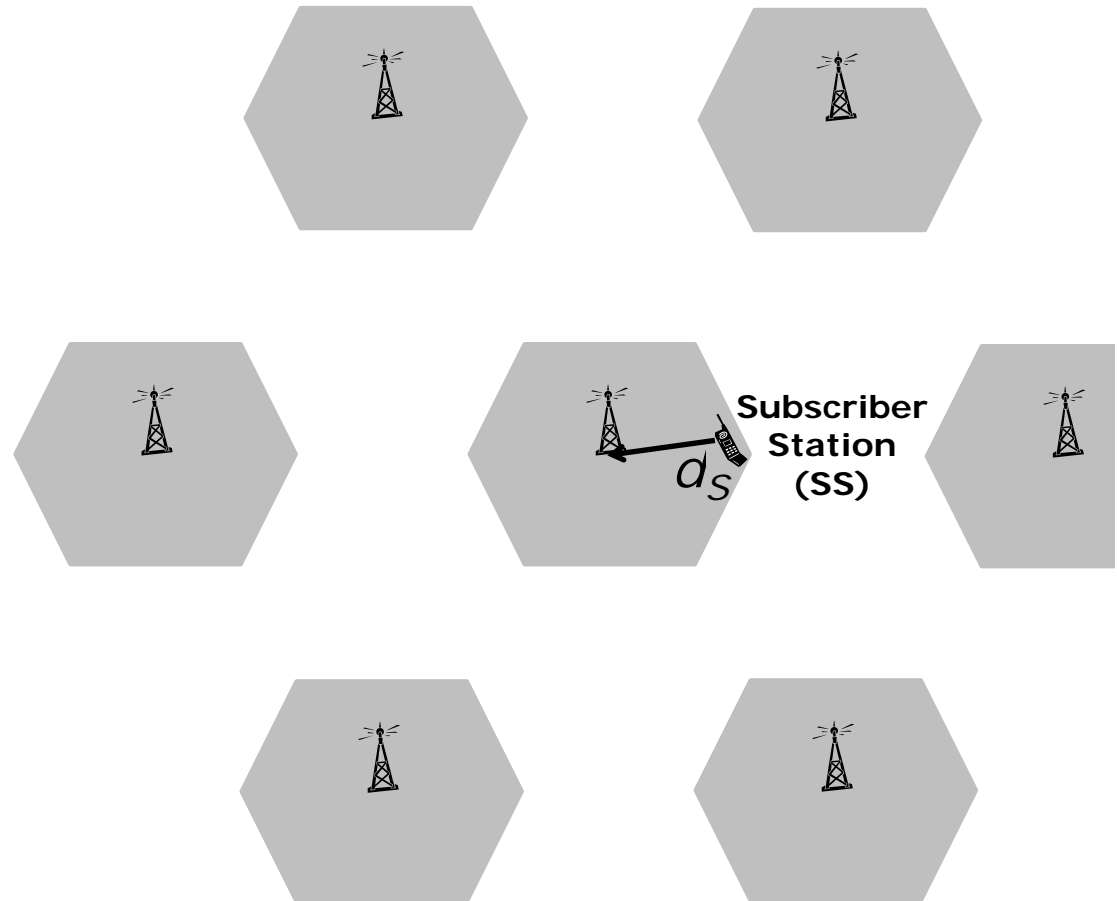
# Capacity Estimation: Cellular Scenario

- Capacity  $C$ :
  - Depends on data rate  $r$
  - $r$  depends on  $SINR$

- $$SINR = 10 \log_{10} \left( \frac{P_{TX} d_S^{-\gamma}}{N + P_{TX} \sum_{\forall i} d_{li}^{-\gamma}} \right)$$

$$\stackrel{N \ll \sum_{\forall i} d_{li}^{-\gamma}}{\approx} 10 \log_{10} \left( \frac{d_S^{-\gamma}}{\sum_{\forall i} d_{li}^{-\gamma}} \right)$$

- $d_S$ : distance to intended node (uplink (UL) & downlink (DL))



$N$ : noise power,  $P_{TX}$ : transmission power,  $\gamma$ : propagation factor



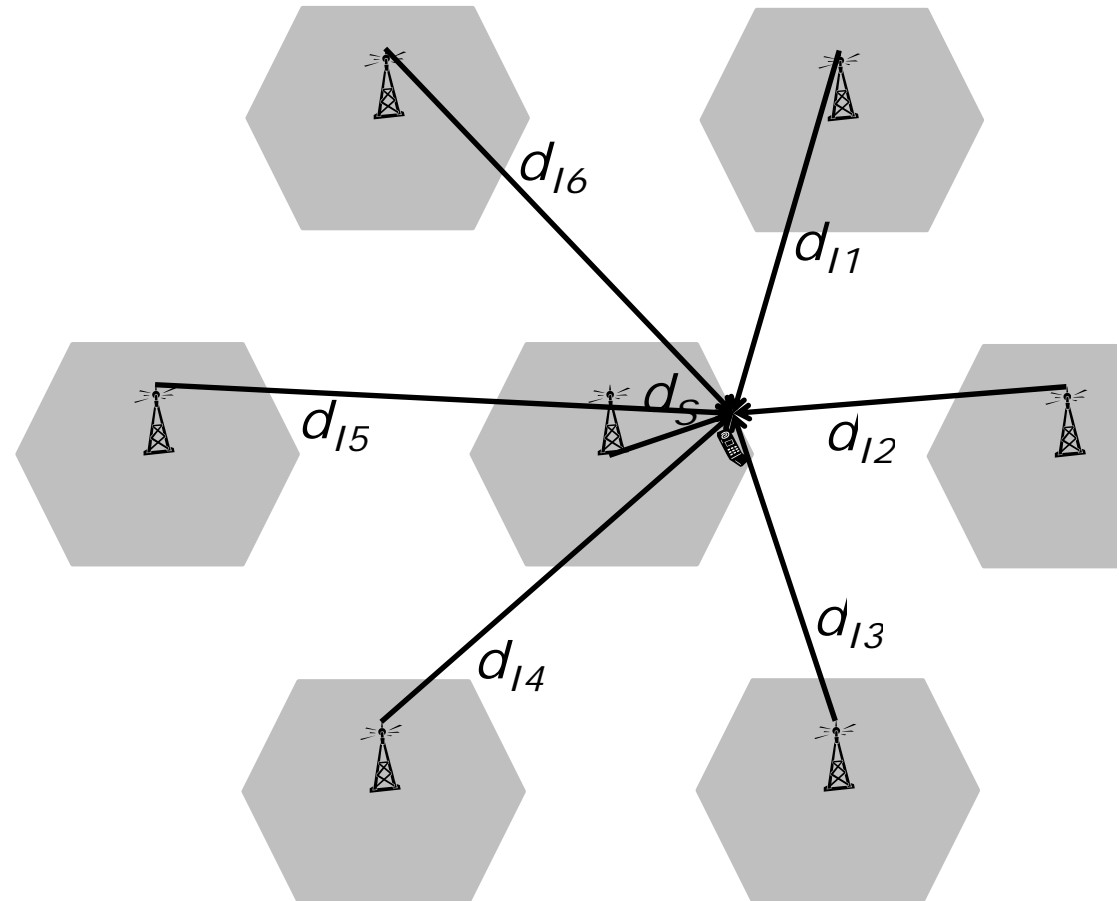
# Capacity Estimation: Cellular Scenario

- Capacity  $C$ :
  - Depends on data rate  $r$
  - $r$  depends on  $SINR$

- $$SINR = 10 \log_{10} \left( \frac{P_{TX} d_s^{-\gamma}}{N + P_{TX} \sum_{\forall i} d_{li}^{-\gamma}} \right)$$

$$\stackrel{N \ll \sum_{\forall i} d_{li}^{-\gamma}}{\approx} 10 \log_{10} \left( \frac{d_s^{-\gamma}}{\sum_{\forall i} d_{li}^{-\gamma}} \right)$$

- $d_s$ : distance to intended node (uplink (UL) & downlink (DL))
- $d_{li}$ : distance to interferer  $i$  (base stations (BS) in DL, subscriber station (SS) in UL)



$N$ : noise power,  $P_{TX}$ : transmission power,  $\gamma$ : propagation factor

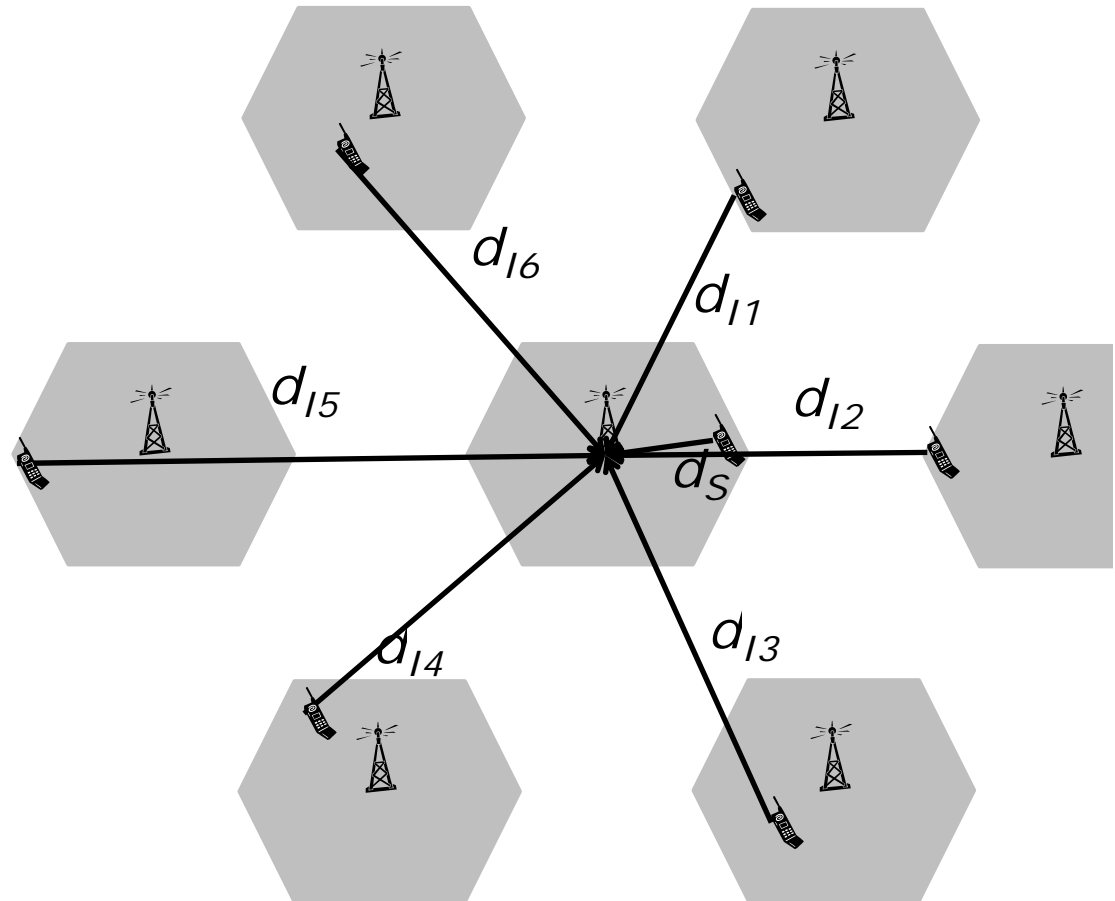
# Capacity Estimation: Cellular Scenario

- Capacity  $C$ :
  - Depends on data rate  $r$
  - $r$  depends on  $SINR$

- $$SINR = 10 \log_{10} \left( \frac{P_{TX} d_S^{-\gamma}}{N + P_{TX} \sum_{\forall i} d_{li}^{-\gamma}} \right)$$

$$\begin{aligned} N \ll \sum_{\forall i} d_{li}^{-\gamma} \\ \approx 10 \log_{10} \left( \frac{d_S^{-\gamma}}{\sum_{\forall i} d_{li}^{-\gamma}} \right) \end{aligned}$$

- $d_S$ : distance to intended node (uplink (UL) & downlink (DL))
- $d_{li}$ : distance to interferer  $i$  (base stations (BS) in DL, subscriber station (SS) in UL)



$N$ : noise power,  $P_{TX}$ : transmission power,  $\gamma$ : propagation factor

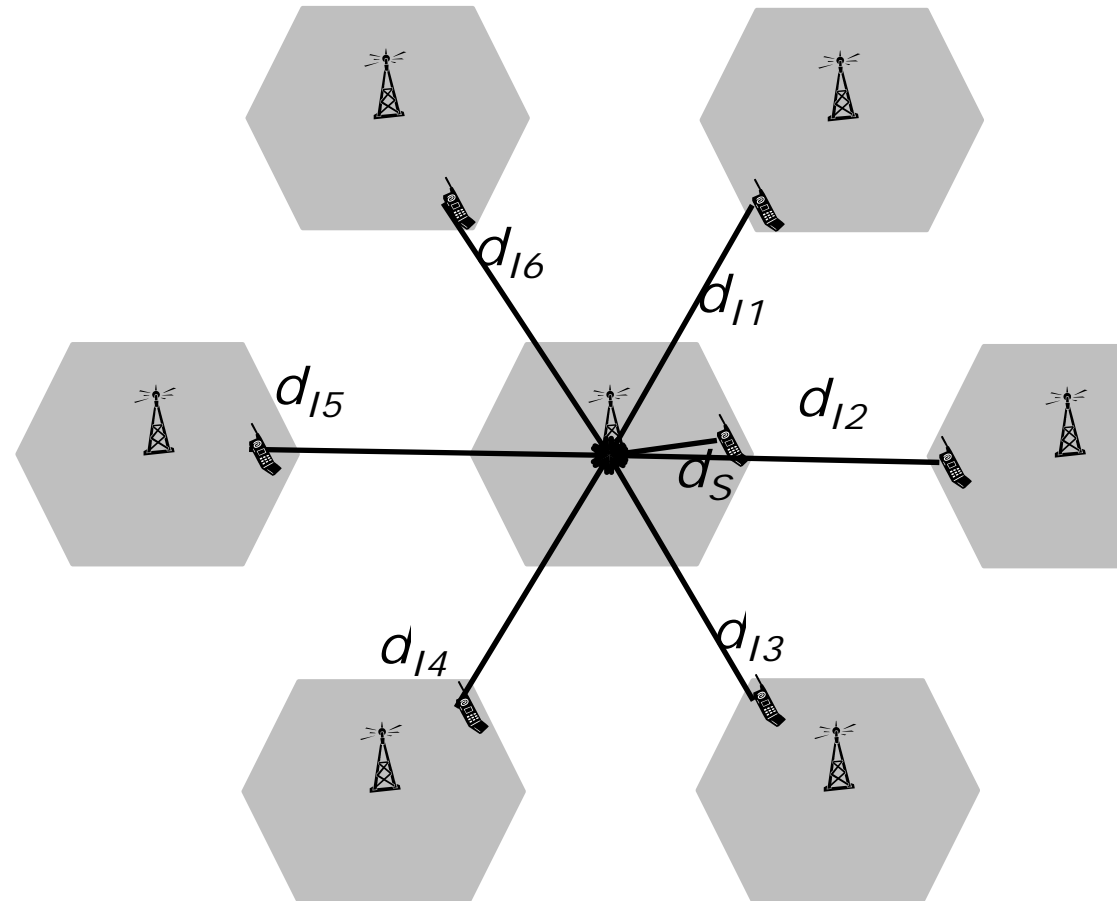
# Capacity Estimation: Cellular Scenario

- Capacity  $C$ :
  - Depends on data rate  $r$
  - $r$  depends on  $SINR$

- $$SINR = 10 \log_{10} \left( \frac{P_{TX} d_S^{-\gamma}}{N + P_{TX} \sum_{\forall i} d_{Ii}^{-\gamma}} \right)$$

$$\stackrel{N \ll \sum_{\forall i} d_{Ii}^{-\gamma}}{\approx} 10 \log_{10} \left( \frac{d_S^{-\gamma}}{\sum_{\forall i} d_{Ii}^{-\gamma}} \right)$$

- $d_S$ : distance to intended node (uplink (UL) & downlink (DL))
- $d_{Ii}$ : distance to interferer  $i$  (base stations (BS) in DL, subscriber station (SS) in UL)



$N$ : noise power,  $P_{TX}$ : transmission power,  $\gamma$ : propagation factor

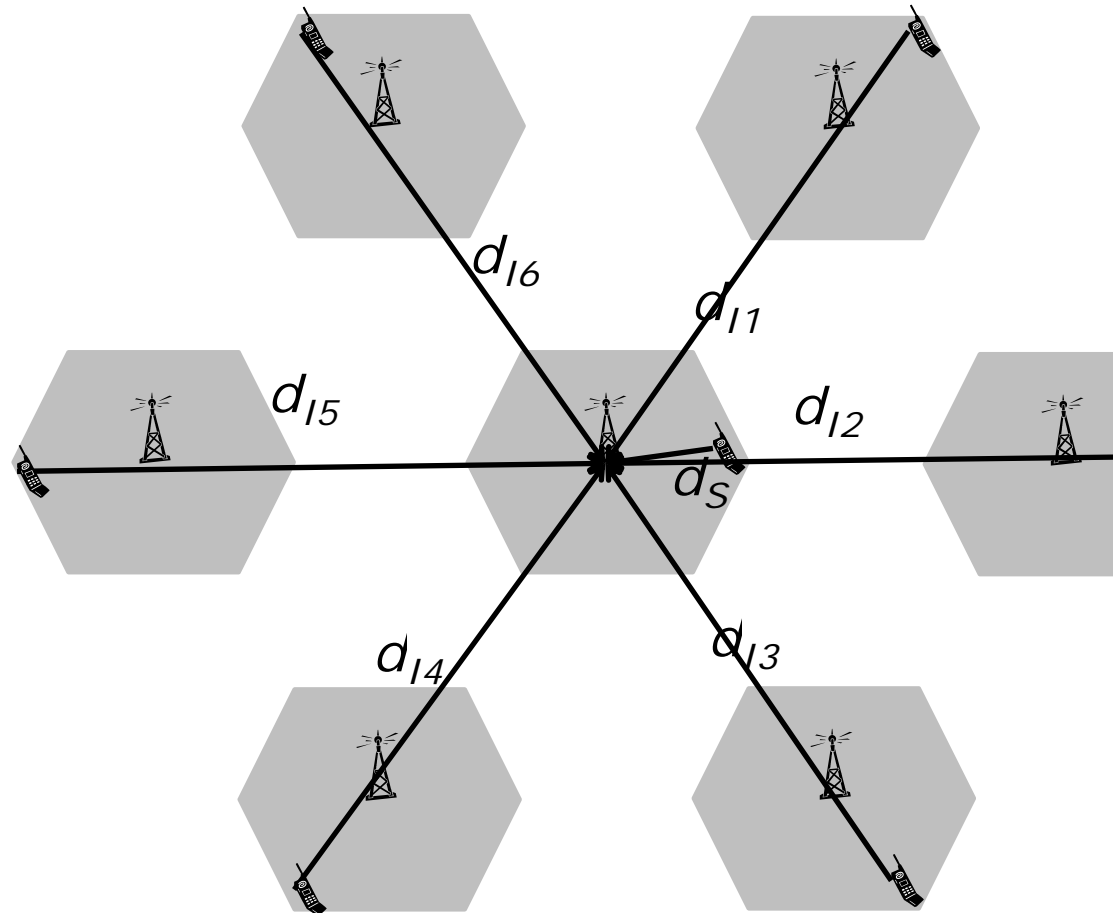
# Capacity Estimation: Cellular Scenario

- Capacity  $C$ :
  - Depends on data rate  $r$
  - $r$  depends on  $SINR$

- $SINR = 10 \log_{10} \left( \frac{P_{TX} d_S^{-\gamma}}{N + P_{TX} \sum_{\forall i} d_{li}^{-\gamma}} \right)$

$$N \ll \sum_{\forall i} d_{li}^{-\gamma} \approx 10 \log_{10} \left( \frac{d_S^{-\gamma}}{\sum_{\forall i} d_{li}^{-\gamma}} \right)$$

- $d_S$ : distance to intended node (uplink (UL) & downlink (DL))
- $d_{li}$ : distance to interferer  $i$  (base stations (BS) in DL, subscriber station (SS) in UL)



$N$ : noise power,  $P_{TX}$ : transmission power,  $\gamma$ : propagation factor

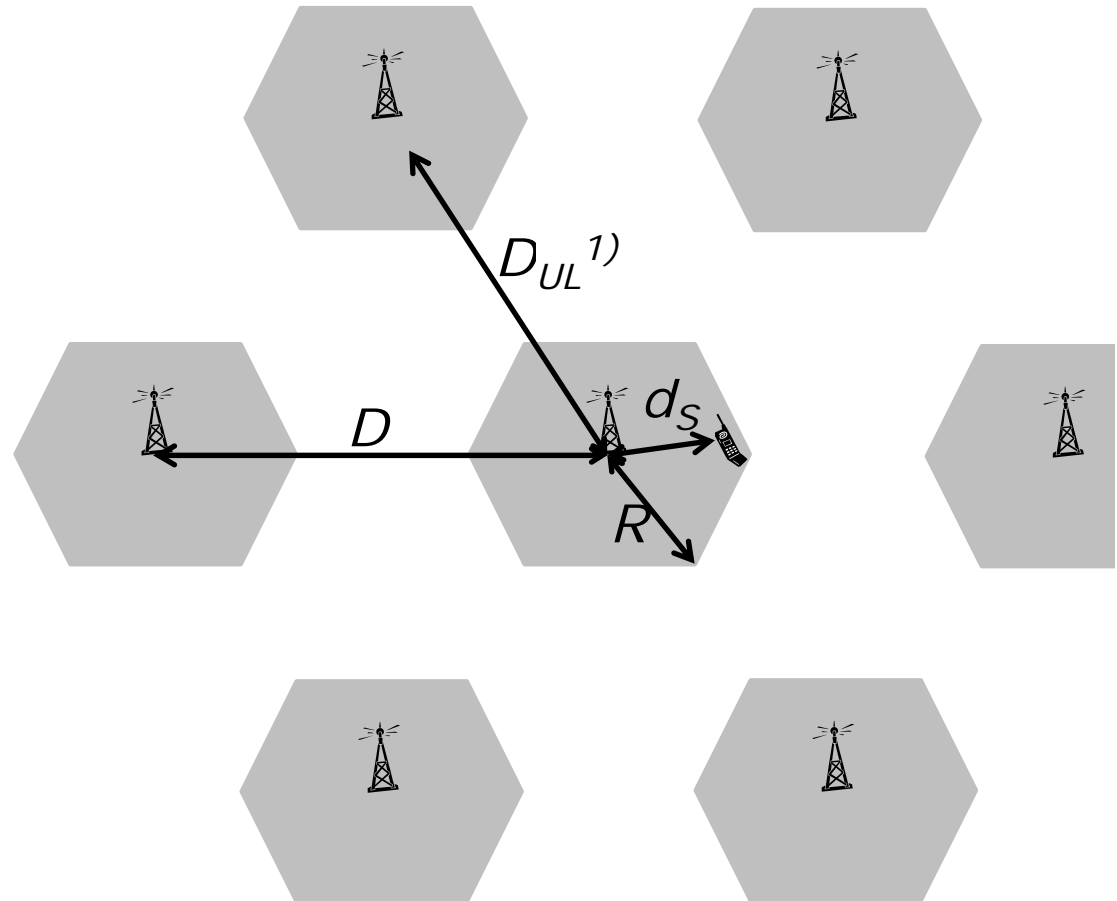
# Capacity Estimation: Cellular Scenario

- Capacity  $C$ :
  - Depends on data rate  $r$
  - $r$  depends on  $SINR$

$$SINR = 10 \log_{10} \left( \frac{P_{TX} d_s^{-\gamma}}{N + P_{TX} \sum_{\forall i} d_{li}^{-\gamma}} \right)$$

$$N \ll \sum_{\forall i} d_{li}^{-\gamma} \approx 10 \log_{10} \left( \frac{d_s^{-\gamma}}{\sum_{\forall i} d_{li}^{-\gamma}} \right)$$

- $d_s$ : distance to intended node (uplink (UL) & downlink (DL))
- $d_{li}$ : distance to interferer  $i$  (base stations (BS) in DL, subscriber station (SS) in UL)
- $d_{li} = D$  in DL  $\Rightarrow \sum_{\forall i} d_{li}^{-\gamma} = 6D^{-\gamma}$
- $d_{li} = D_{UL}^{1)}$  in UL  $\Rightarrow \sum_{\forall i} d_{li}^{-\gamma} = 6D_{UL}^{-\gamma}$

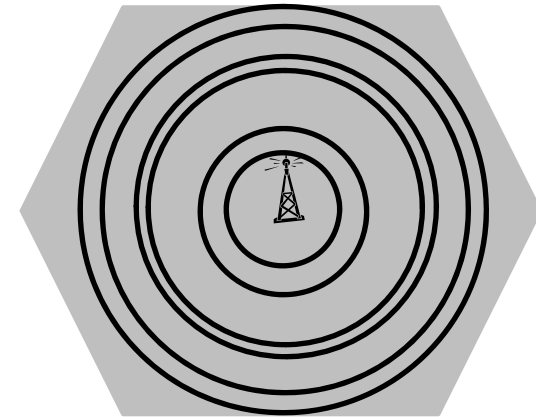


$N$ : noise power,  $P_{TX}$ : transmission power,  $\gamma$ : propagation factor

<sup>1)</sup> C. Hoymann: Dimensioning Cellular WiMAX Part I: Singlehop Networks, In Proceedings of European Wireless 2007, Paris France

# Capacity Estimation: Cellular Scenario

- Capacity  $C$ :
  - Depends on data rate  $r$
  - $r$  depends on  $SINR$
  - $SINR \Rightarrow$  Modulation and Coding Scheme (MCS)  $\Rightarrow r$  mapping



$$C = \sum_{\forall MCS} P(MCS(SINR)) r(MCS(SINR))$$

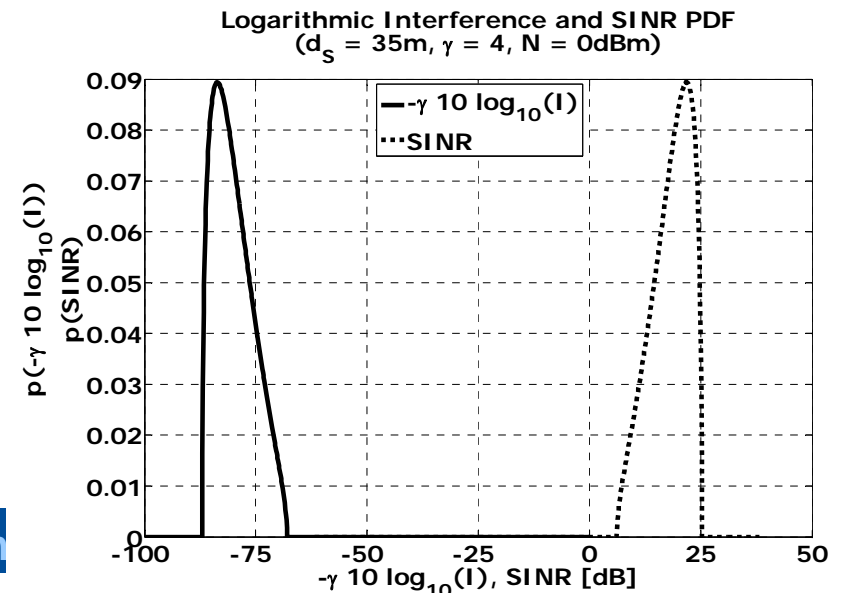
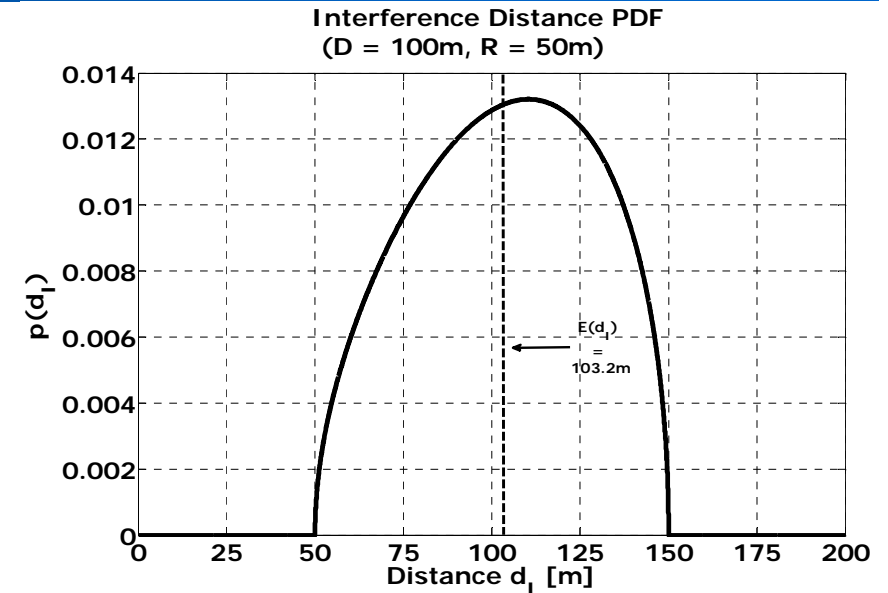
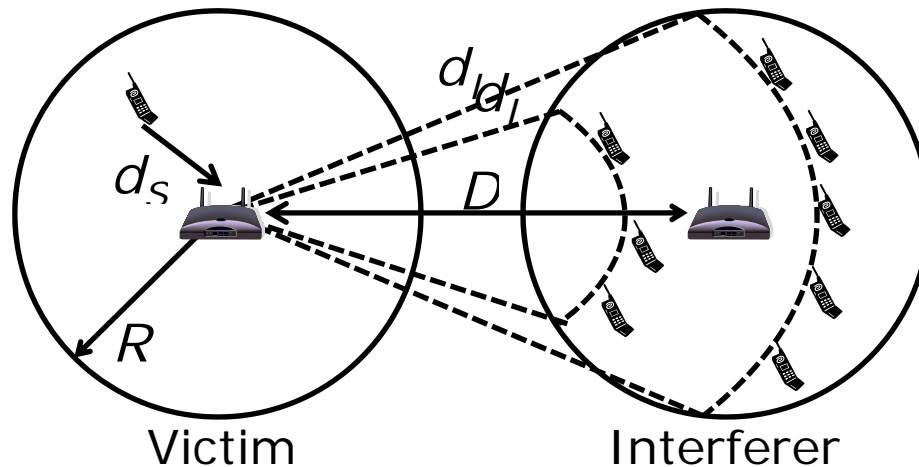
$$= \sum_{\forall MCS} P(d_{\min\_MCS(SINR)} < d_S < d_{\max\_MCS(SINR)}) r(MCS(SINR))$$

- $P(MCS(SINR))$ : relative circle segment area
- **Capacity  $C$  only depends on  $\gamma$ ,  $D$ ,  $R$  and  $SINR$ -to-data-rate  $r$  mapping**

MCS	Min. SINR [dB]	Data Rate [Mbps]
BPSK $\frac{1}{2}$	6.4	6.91
QPSK $\frac{1}{2}$	9.4	13.82
QPSK $\frac{3}{4}$	11.2	20.74
16 QAM $\frac{1}{2}$	16.4	27.65
16 QAM $\frac{3}{4}$	18.2	41.47
64 QAM $\frac{2}{3}$	22.7	55.30
64 QAM $\frac{3}{4}$	24.4	62.21

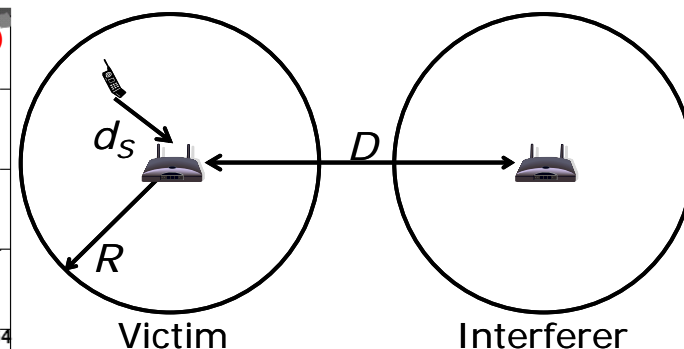
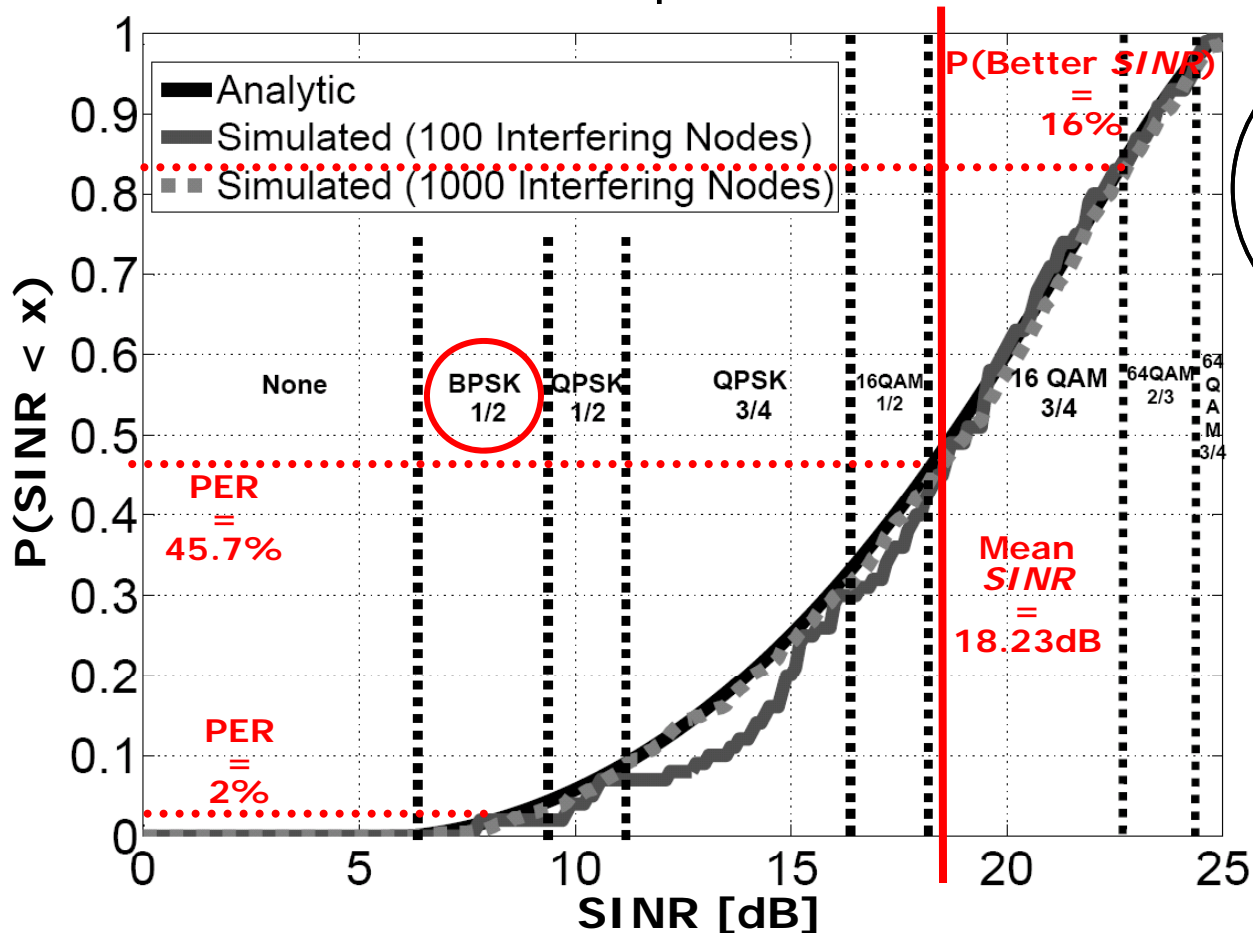
# Capacity Estimation: Coexistence Scenario

- Arbitrary number of interferers  $i_{max}$
- Arbitrary cell distances  $D_i$
- Radius  $R$  comes from transmit power
- $SINR \approx 10(-\gamma \log_{10} d_s - \log_{10} \sum_{\forall i} d_{li}^{-\gamma})$
- $SINR$  fix if  $d_{li}$  fix for given  $d_s$
- Geometrically derive PDF  $p(d_l)$
- PDF transformation & convolution  
 $\Rightarrow p(SINR)$



# Capacity Estimation: Coexistence Scenario

- The scheduler can pick a SS at distance  $d_s$  in own cell
  - It can not influence  $d_i$  (interference power)
- => Can not select optimal MCS => Decreased capacity



UL  $SINR$  distribution of a SS at distance 35m from BS and  $\gamma = 4$ .

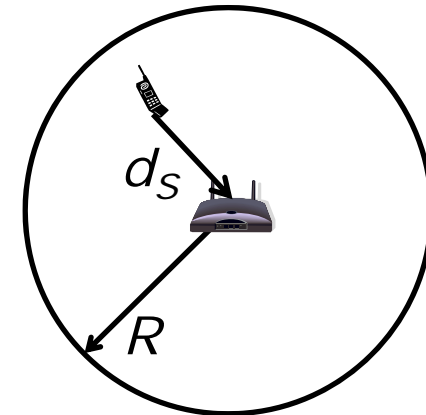
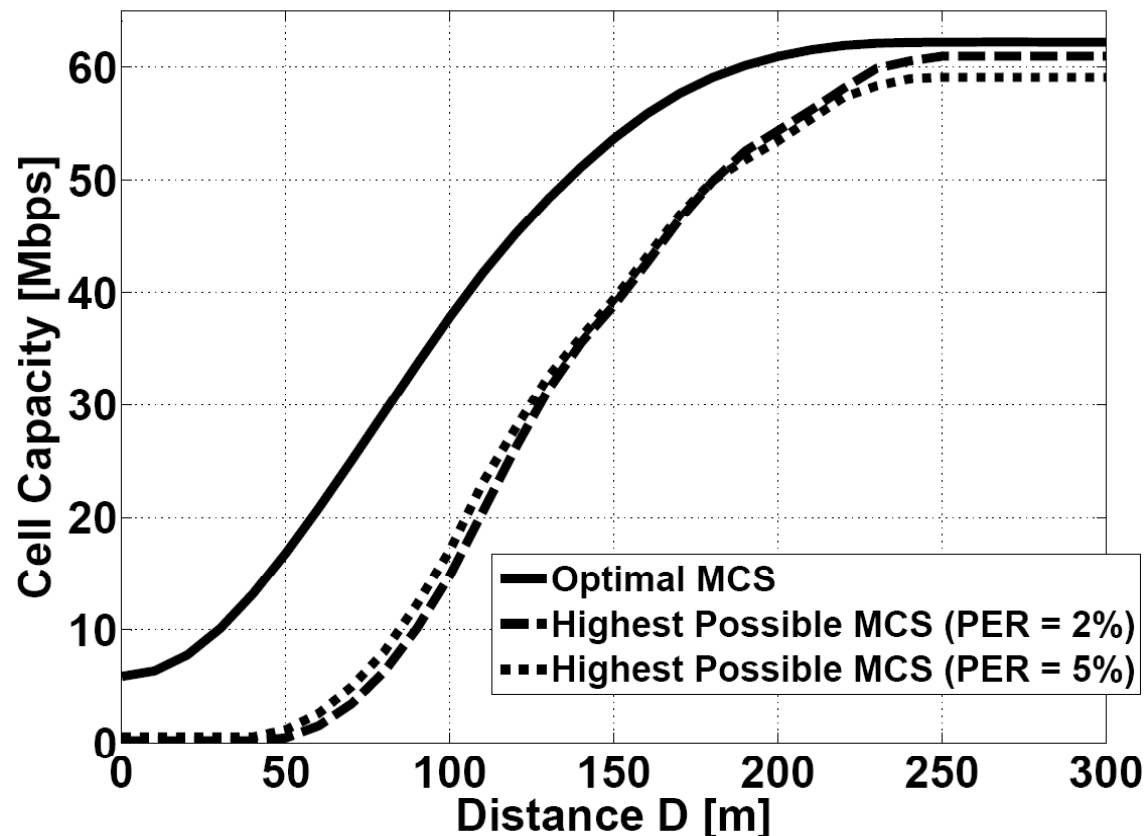
Cell size  $R = 50\text{m}$ ,  
interfering cell distance  
 $D = 100\text{m}$



# Results: System Capacity

- Solution: Select lowest possible MCS allowing to keep defined Packet Error Rate (*PER*)

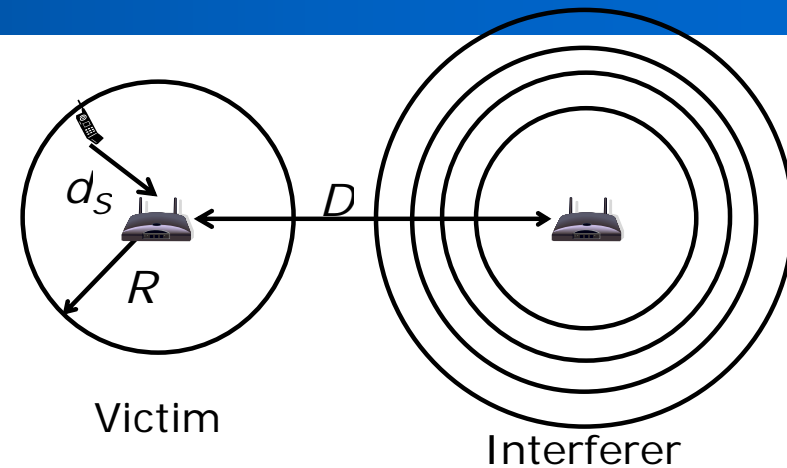
- $$C = (1 - PER) \int_0^R p(d_s) r(d_s, PER) dd_s, \quad p(d_s) = \frac{2d_s}{R^2}$$



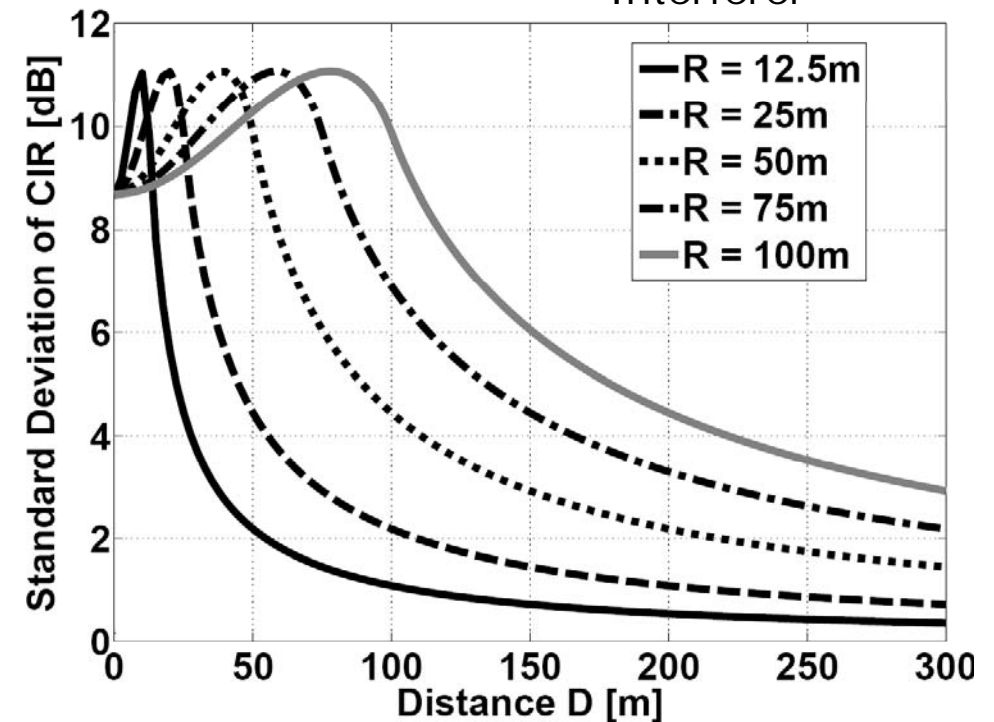
Victim cell capacity  
 $\gamma = 4$ ,  
 cell size  $R = 50\text{m}$

# Improving System Capacity

- How can we reduce  $SINR$  variance to increase capacity?
- Std. dev. increases as  $R$  increases
- We can not change  $R$

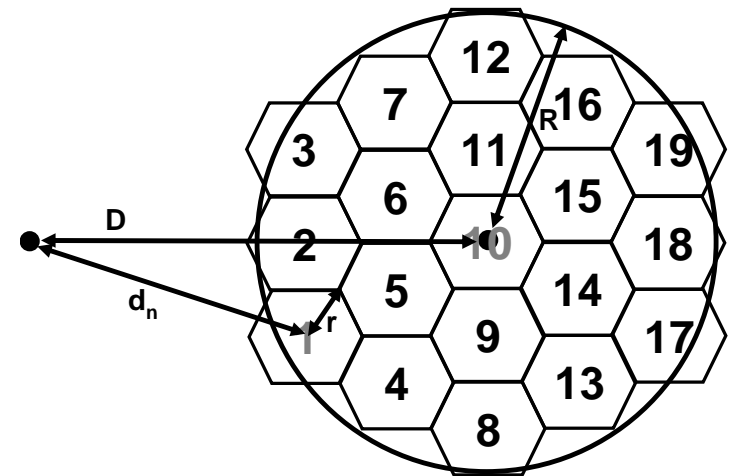
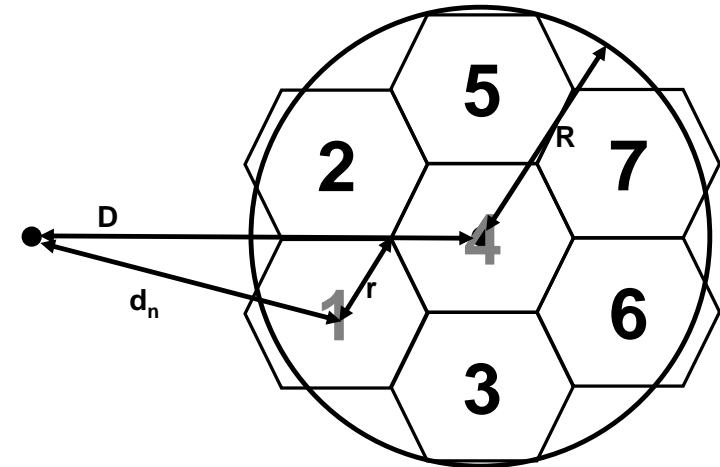
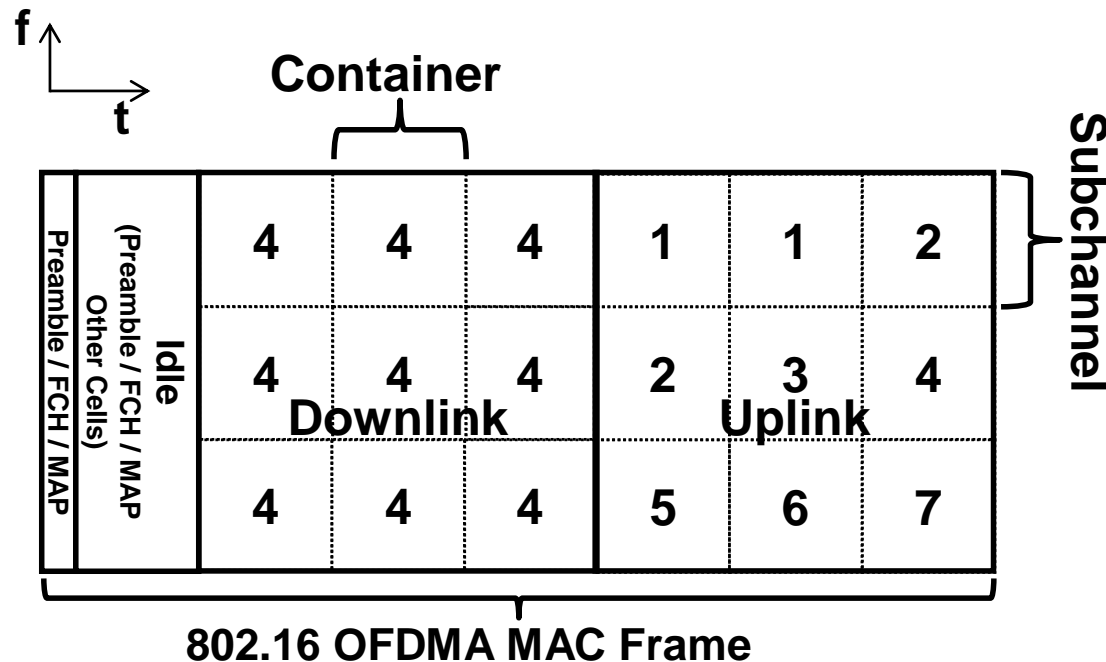


MCS	Min. SINR [dB]	Data Rate [Mbps]	Interval Length [dB]
BPSK $\frac{1}{2}$	6.4	6.91	3
QPSK $\frac{1}{2}$	9.4	13.82	1.8
QPSK $\frac{3}{4}$	11.2	20.74	5.2
16 QAM $\frac{1}{2}$	16.4	27.65	1.8
16 QAM $\frac{3}{4}$	18.2	41.47	4.5
64 QAM $\frac{2}{3}$	22.7	55.30	1.7
64 QAM $\frac{3}{4}$	24.4	62.21	$\infty$



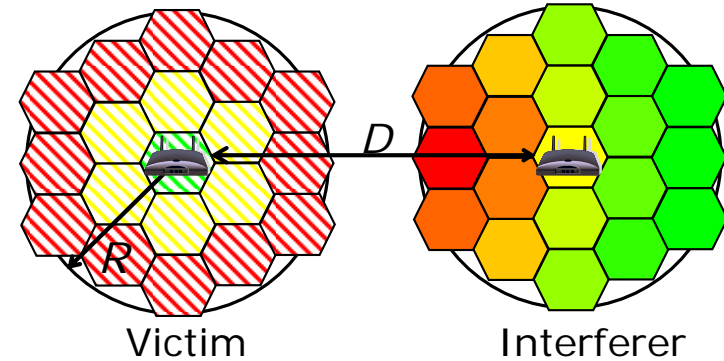
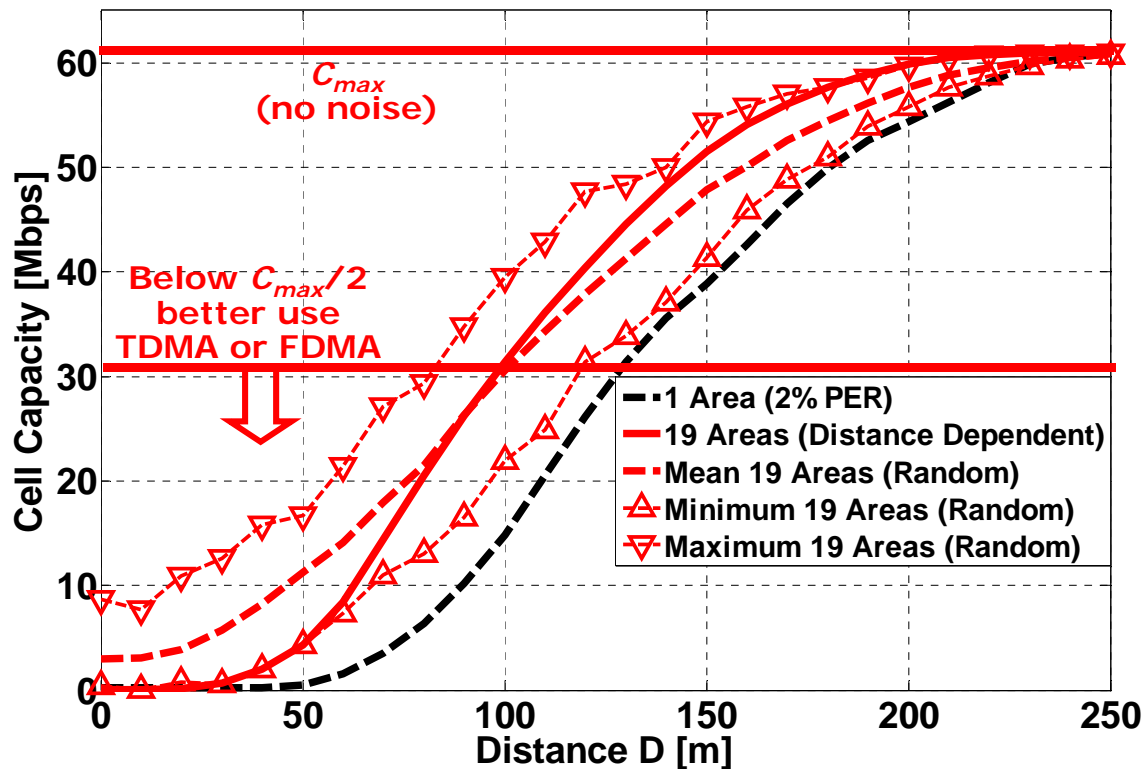
# Improving System Capacity

- Virtually reduce radius  $R$ 
  - => Define areas
  - => Schedule them at same resource every frame
  - => **More predictable for other cells**



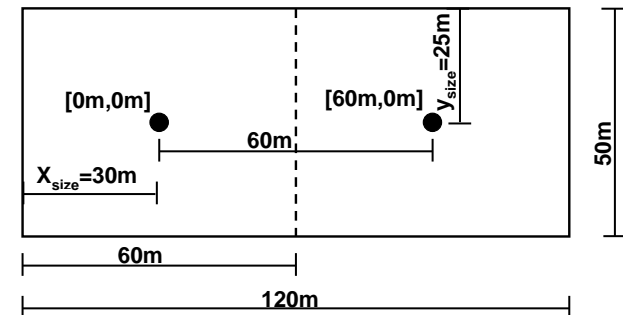
# Results: Improved System Capacity

- Which resources/areas are scheduled simultaneously?
  - Optimization problem (max throughput vs. fairness)
  - Real system: Scan channel and choose resource with highest  $SINR$
  - Here: Random / High “I” with high “S” (distance dependant)



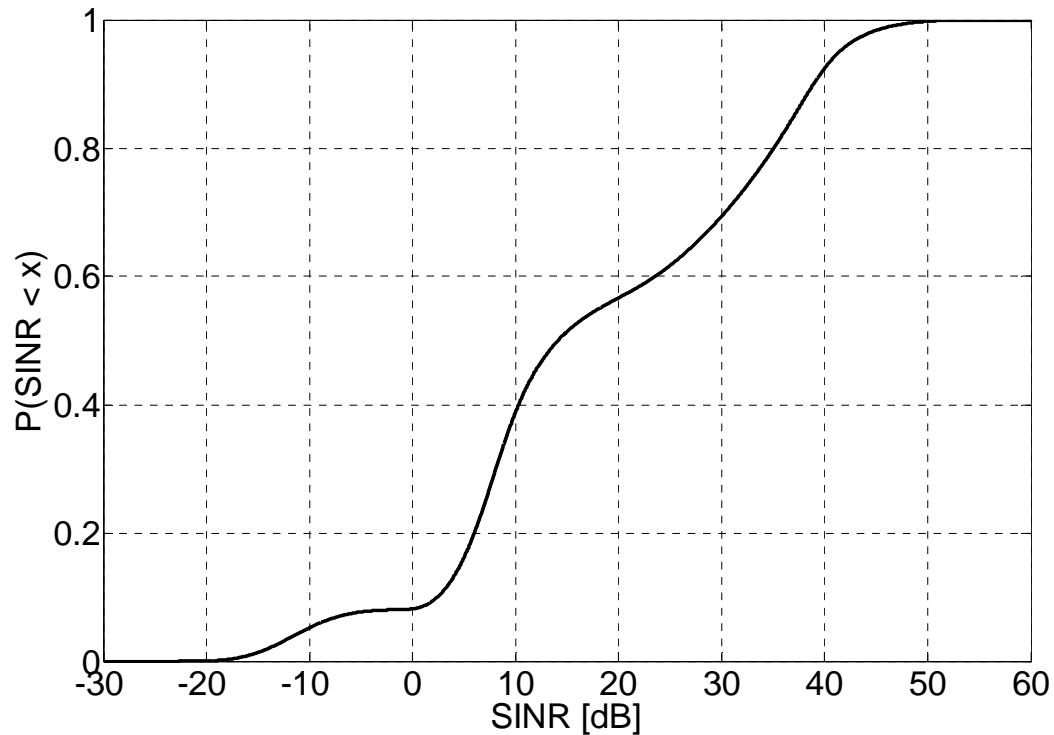
# Conclusion & Outlook

- Summary:
  - A general method for capacity estimation in coexistence scenarios was developed
  - Uplink results for two cells were presented
  - Method of “virtual radius reduction” was developed and evaluated
    - => Virtually reducing cell radius can improve capacity
    - => If cells are very close, separating in time or frequency domain performs better



- Outlook:
  - Calculate optimal schedule
  - Implement and evaluate in system level simulator  
ex. openWNS ([www.openwns.org](http://www.openwns.org))
  - More realistic scenarios (ex. IMT-A Indoor Hotspot)

# Conclusion & Outlook



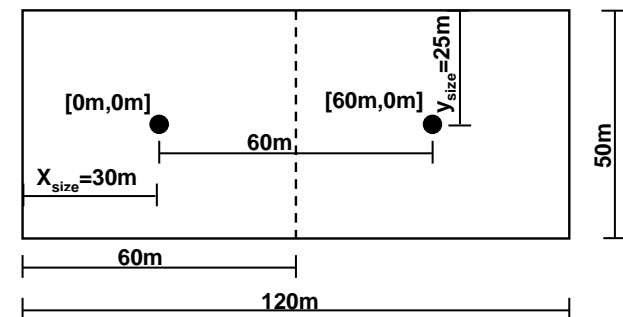
on in coexistence

ited

s developed and

improve capacity

time or frequency



- Outlook:
  - Calculate optimal schedule
  - Implement and evaluate in system level simulator  
ex. openWNS ([www.openwns.org](http://www.openwns.org))
  - More realistic scenarios (ex. IMT-A Indoor Hotspot)

Thank you for your attention!

# Questions Discussion

[mue@comnets.rwth-aachen.de](mailto:mue@comnets.rwth-aachen.de)